

TOP & BOTTOM TRACK SLIDING DOOR SYSTEM



序

NZ BUILDING CODES WE FOLLOW

At Nova Interior Studio, we're committed to providing transparent and reliable information. This declaration is designed to meet the requirements of Schedule 1(d) of the Building (Building Product Information Requirements) Regulations 2022.

As the responsible party, I confirm that the details shared here are based on trusted information from Nova Interior Studio and our own thorough processes, ensuring everything stated is accurate to the best of our knowledge. I also assure you that the top and bottom track sliding door system mentioned in this declaration complies with regulations and is not subject to any warnings or bans under section 26 of the Building Act.

Let us know if you need anything clarified!

DESIGNATED BUILDING PRODUCT : CLASS 2

述

TECHNICAL STATEMENT

The Top & Bottom Track Sliding Door System is a masterpiece of space efficiency and versatility, offering configurations of 1, 2, 3, or 4 doors to suit your unique requirements. Designed to blend effortlessly with any interior, both the Modern Series and Classic Series enhance the aesthetic of your space with their sleek and adaptable design.

Employing premium materials such as MDF board, melamine, or safety glass, this wardrobe system complements your décor while elevating the room's overall style. Meticulously crafted aluminium door frames and tracks promise durability and sophistication, with finishes available in Satin White, Matt Black, and Silver Frost. For those seeking a truly bespoke solution, a variety of custom powder-coat colors is offered to meet your individual tastes (Price On Application).

Uniting practicality and elegance, the Top & Bottom Track Sliding Door System is the epitome of functional beauty—providing smart storage solutions while enhancing the ambiance of any living space.



TOP AND BOTTOM TRACK
SLIDING DOOR SYSTEM

Company Contact Details

ADDRESS : UNIT 2 / 349 EAST TAMAKI
ROAD, EAST TAMAKI 2013

Telephone : 09 527 1602

Email : sales@novainterior.co.nz

Website : www.novainterior.co.nz



PRODUCT DESCRIPTION

Frame: The aluminium frame of the Top and bottom track sliding door system adds strength and stability to the panel, helping the doors stay properly aligned and ensuring they slide smoothly every time. It also provides a stylish border that adds a modern and polished touch to the wardrobe's design. We have Modern frame and Classic frame for selection.


MODERN FRAME POLE WIDTH : 11MM
CLASSIC FRAME POLE WIDTH : 50MM

Tracks and 6 wheels per door: The tracks and wheels make it easy to slide the wardrobe doors, giving you quick access to your belongings. They also keep the doors stable and aligned, preventing them from wobbling or going off track. Together with guides, the tracks and wheels ensure the doors move effortlessly and precisely.

DOUBLE TRACK WIDTH : 90MM | TRIPLE TRACK WIDTH : 130MM

Sliding door: Nova Interior Studio doors are made from high-quality materials like MDF, safety mirror, and melamine, giving you a range of options to match your style and meet your needs.

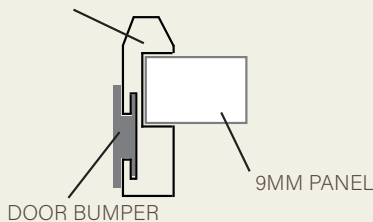
Jambs: The jamb is typically finished with MDF or Pine, featuring grooved or architrave designs to suit a 90mm stud and either 10mm or 13mm gib. Custom jambs are available if you need something tailored to your preferences.



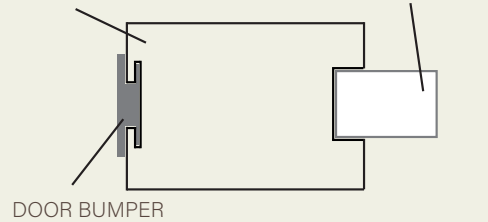
SLIDING DOOR FRAME OPTION

Two sliding door frame to choose, Modern frame and Classic frame in 3 standard colours.

MODERN FRAME



CLASSIC FRAME



MODERN FRAME

Frame width: 11MM
Frame thickness: 33MM
Overlapping requirement: 15MM
Infill panel thickness: 9MM | Infill glass thickness: 5MM | Infill mirror thickness: 4MM
Standard frame colour: Anodised silver, Matt black, Matt white (*Custom colouring available at extra cost)

CLASSIC FRAME


Frame width: 50MM
Thickness: 35MM
Overlapping requirement: 50MM

SLIDING DOOR TRACK OPTION

2 or 4 sliding doors : Double track, door jamb require 90mm width, 3 sliding doors : Double/Triple track, door jamb require 90/130mm width.
*FREE 9MM PACKER will be supplied on request for packing the bottom track to flush with the carpet height.




SILVER DOUBLE TRACK



BLACK DOUBLE TRACK



WHITE DOUBLE TRACK



SILVER TRIPLE TRACK



WHITE/BLACK TRIPLE TRACK

DOUBLE TRACK SIZE:
TOP TRACK WIDTH 85mm (*FLUSH FRONT OF DOOR JAMB)
BOTTOM TRACK WIDTH 83mm (* OFFSET 3MM OR 7MM WHEN INSTALL)

TRIPLE TRACK SIZE:
TOP TRACK WIDTH 125mm (*FLUSH FRONT OF DOOR JAMB)
BOTTOM TRACK WIDTH 123mm (* OFFSET 3MM OR 7MM WHEN INSTALL)



SLIDING DOOR ASSEMBLY

Nova Interior Studio: Sliding Door Assembly Overview

Elevate your storage solutions with the Top and bottom track sliding door system, a blend of precision craftsmanship and bespoke design. Tailored to meet your exact specifications, this sliding door system provides a flawless fit and seamless functionality for your unique needs.

Key Features:

Customizable Dimensions, Mix and match sliding door style to suit your taste.

Maximum door panel height : 3000mm

Standard sliding door height : 2400mm

Overheight sliding door up to : 3000mm (Extra cost will apply)

Maximum overall door width : 1200mm

Versatile Panel Options Choose from a curated selection of premium panel materials, including:

Standard white MDF (9mm thick) for a sleek, modern aesthetic.

Colour MDF melamine, adding texture and character.

Pick colour from following supplier

BESTWOOD MELAMINE : <https://www.bestwood.co.nz/products/bestwood-melamine/collection/colours/>

PRIME PANELS : <https://www.primepanels.co.nz/products/prime-melamine/collection/colours/>

MELTECA MELAMINE : <https://www.melteca.net/product-range/2018/5/28/melteca-standard-range>

Safety mirrors or glasses for added practicality and elegance.

Track Installation

Top Track : Typically screw fixing or glue on to MDF or wooden door jamb.

Bottom Track : Installed directly onto flooring. When installed over carpet, a packer aligns the track perfectly with the carpet. It can also be placed directly over vinyl or hard flooring. We can also supply FREE 9mm packer for packing up bottom track to look flush with the new carpet.

Offset 3-7mm to allow sliding door flush with door jamb.

MODERN FRAME : 7mm Offset

CLASSIC FRAME : 3mm Offset

Premium Aluminium Extrusions Available in a range of standard and custom powder-coated or anodised finishes to complement your décor.

Compact Tracking System

Double or triple-track configurations.

Triple tracks fit effortlessly within a 130mm jamb. Double tracks fit within 90mm jamb.

Adjustable wheels discreetly positioned at the bottom of the doors ensure effortless and smooth sliding functionality, eliminating awkward or cumbersome operation.

Enhance your home with Nova Interior Studio's Sliding door system—where innovative design meets unparalleled quality.

JAMB TYPES

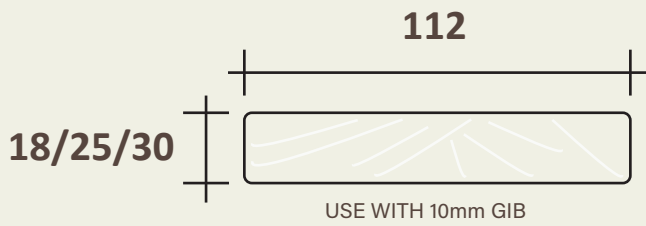
Cavity Jamb's provide versatile design options to fit different styles and needs. The two main types are:

Grooved Jamb's: These are designed for 90mm studs and 10mm gib.

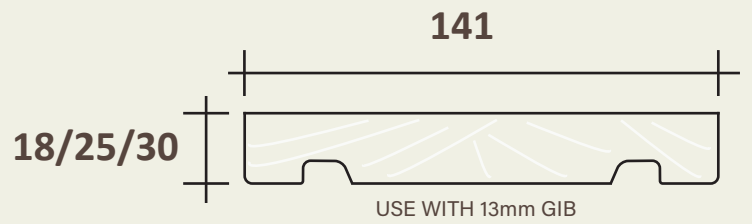
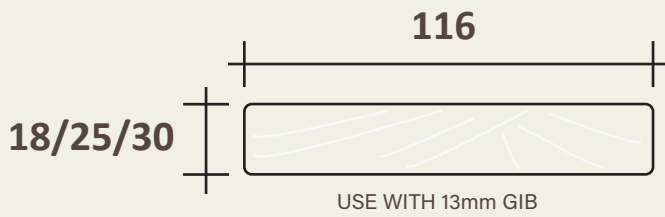
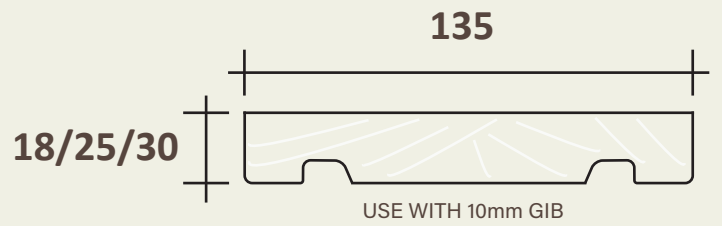
Architrave Jamb's: These come in standard size of 135mm.

If you need a 70mm or 140mm stud jamb, custom order can be placed.

FLUSH JAMB



GROOVED JAMB



CONFIGURATION OPTION

Nova Interior Studio offers sliding door configurations to suit different spaces:

Single Door: A compact and sleek solution for smaller spaces.

Double Doors: Balanced and practical for medium-sized openings.

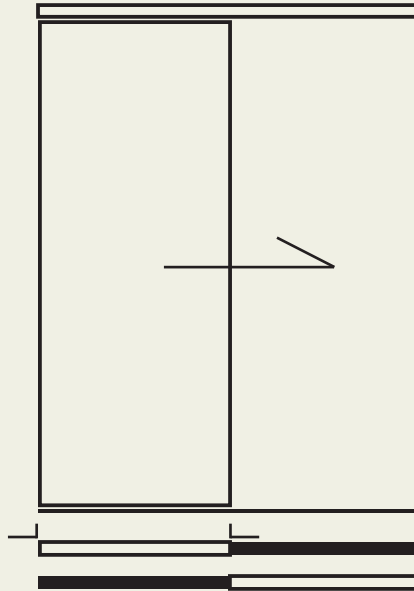
Triple Doors: Flexible and functional for larger areas.

Four Sliding Doors: Ideal for spacious rooms, providing a grand design.

Each option is customizable to match your needs and style.

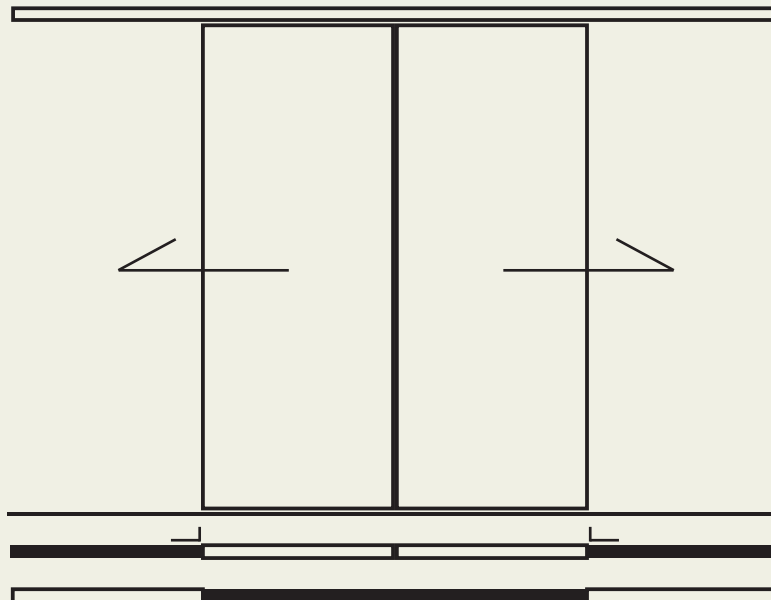
ONE PANEL ON A SINGLE TRACK (TOP MOUNT)

For openings up to 1200mm wide - gives 100% max opening.



TWO PANELS ON A SINGLE TRACK (TOP MOUNT)

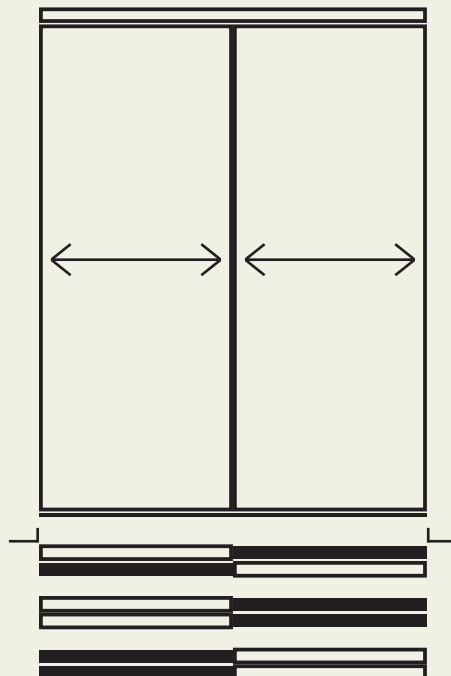
For openings up to 2400mm wide - gives 100% max opening.





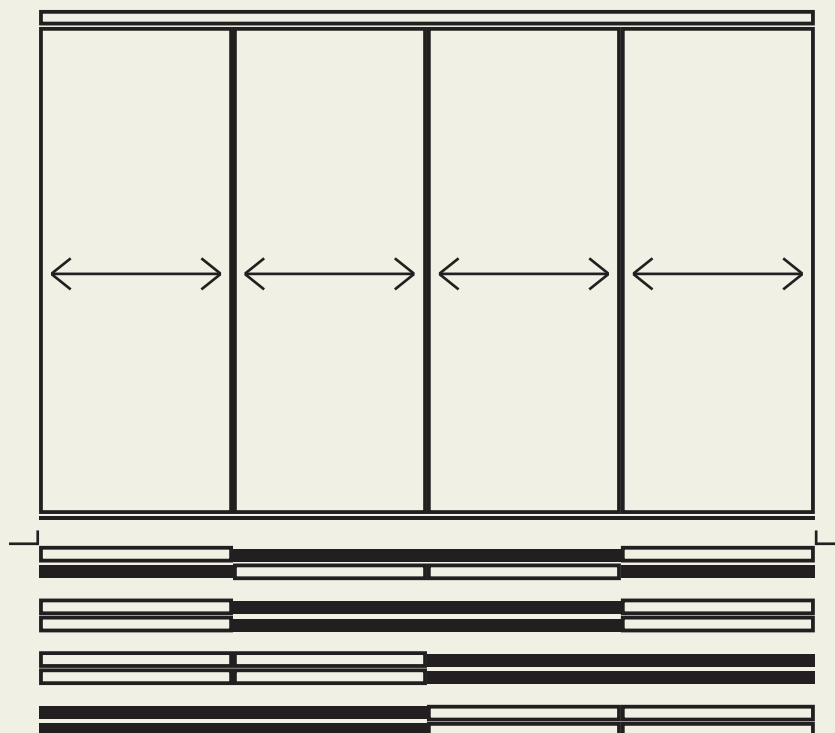
TWO PANELS ON A DOUBLE TRACK (TOP MOUNT)

For openings up to 2400mm wide - gives 50% max opening.



FOUR PANELS ON A DOUBLE TRACK (TOP MOUNT)

For openings up to 4800mm wide - gives 50% max opening.





THREE PANELS ON A TRIPLE TRACK (TOP MOUNT)

For openings up to 3600mm wide - gives 60% max opening.



COMPLIANCE

This product adheres to NZS4223.3.2016 regulations. The safety mirror with vinyl backing is required to have a minimum thickness of 4mm, with a maximum fully framed area of 2.0 square metres. If the wardrobe system is used as a partition between rooms, annealed glass may be used, provided it has a minimum thickness of 5mm and a maximum area of 0.5 square metres per panel.

All doors comply with the NZAUS3604 regulations and must be installed in accordance with these standards.

NOVA INTERIOR STUDIO LTD GLASS STANDARD AND DESIGN FEATURE

5mm / 6mm TOUGHENED GLASS

4mm / 6mm SAFTY MIRROR GLASS WITH VINYL BACKING

5mm / 6mm Toughened Glass: Known for its exceptional strength and safety, toughened glass is heat-treated to enhance durability. When broken, it shatters into small, blunt pieces, reducing the risk of injury. This makes it an ideal choice for modern interiors requiring both functionality and safety.

4mm / 6mm Safety Mirror Glass with Vinyl Backing: Designed to meet stringent safety standards, this glass features a vinyl backing that prevents shards from scattering in case of breakage. It combines practicality with a sleek, reflective finish, perfect for enhancing the sense of space and light in any room.

Commitment to Quality:

Nova Interior Studio Ltd is dedicated to delivering premium-quality products that elevate interior design. Their glass solutions not only meet safety standards but also add a touch of sophistication to any space.